

MAX. VOC 350 g/L  
This product meets SCAQMD Rule  
1113-Architectural coatings;  
Faux Finishing category -  
Decorative Coatings

Modern Masters Inc.  
Los Angeles, CA USA  
(800) 942-3166  
[modernmasters.com](http://modernmasters.com)

© 2015, Modern Masters Inc.  
Made in USA



# endurance




## Exterior Metallic Paint™

Pre-Mixed Metallic Paint Color

Water Base

1 US Gal. / 3.78 L

Weather Resistant



## No Protective Clear Coat Needed!


PERFECT FOR  
EXTERIOR SURFACES SUCH AS:  
Window Mullions  
Exterior Panels  
Architectural Features

To view instructional videos,  
visit Modern Masters YouTube Channel

<b>COVERAGE</b> <b>320-400</b> sq ft / gal
2-3 coats recommended

**SURFACE PREPARATION:** Follow standard practices and procedures for properly preparing surfaces for the application of water base latex paints. Surfaces must be free of dirt, oil and grease. Remove all loose, flaking or chalking surfaces. Do not apply over slick or glossy surfaces. Prime surfaces with Modern Masters Exterior Metallic Paint Primer (Warm Tone or Cool Tone). Refer to Technical Data Sheet for additional information.

**APPLICATION METHODS:** Exterior Metallic Paint can be brushed, rolled or sprayed onto any paintable, properly primed, interior or exterior surface. Check the side label for hide and coverage characteristics. Always test the product before beginning a project. Do not apply on surface temperatures below 58°F/14°C or above 85°F/29°C. **Stir well before use.** **Brushing:** Use a high-quality brush recommended for water base paints. **Rolling:** Use a high-quality roller with 3/8" nap. Work in approximately 4-foot wide sections, keeping a wet edge, cross roll to improve coverage, and finishing the surface by back-rolling in one direction, top to bottom. This procedure will minimize lap marks, properly orient the metallic paint particles, and ensure a uniform surface. **Spraying:** To spray use a HVLP gun or a conventional cup gun with the fluid and air supply from a pressure pot and compressor. Air pressure at the HVLP spray gun needs to be approximately 45 psi, with greater pressure in the tank. If thinning is necessary add up to 16 fl. oz./473 ml of water per one gallon/3.78 L. Over thinning

	Drying Time @ 70% RH
---	-------------------------

will result in loss of hide. Refer to the technical data sheet for additional information on spray application.

**CLEAN UP:** Clean brushes, rollers, tools and equipment with warm, soapy water immediately after use.

**HANDLING & STORAGE:** To avoid skinning, close container after each use. Keep lid tightly closed during storage. Protect from freezing. If contents freeze, allow thawing at room temperature before use. Dispose of unused or unwanted product in accordance with local laws regulating water base coatings.

**WARNING!** If you scrape, sand, or remove old paint, you may release lead dust. LEAD IS TOXIC. EXPOSURE TO LEAD DUST CAN CAUSE SERIOUS ILLNESS, SUCH AS BRAIN DAMAGE, ESPECIALLY IN CHILDREN. PREGNANT WOMEN SHOULD ALSO AVOID EXPOSURE. Wear a NIOSH-approved respirator to control lead exposure. Clean up carefully with a HEPA vacuum and a wet mop. Before you start, find out how to protect yourself and your family by contacting the National Lead Information Hotline at 1-800-424-LEAD or log on to [www.epa.gov/lead](http://www.epa.gov/lead).

**HEALTH & SAFETY:** Avoid contact with eyes. Wash hands after use. Do not take internally. When spraying or sanding wear an appropriate, properly fitted respirator (NIOSH approved) during and after application. Follow respirator manufacturer's directions for respirator use.

<b>58°F+</b>
Recoat: 1-2 hours Full Cure: 12-24 hours
Temperature and humidity dependent


### KEEP OUT OF REACH OF CHILDREN


**WARRANTY:** This product will perform as claimed if directions are followed. Directions are as complete as possible, but cannot encompass all conditions, applications, techniques, and/or surfaces, which are beyond our control. Warranty is limited to replacement or refund value of product actually used, if such product proves defective within two years of manufacture. No other warranty is expressed or implied.

Visit [modernmasters.com](http://modernmasters.com) for Technical Data Sheets, Material Safety Data Sheets, Application Instructions and the latest information on all our specialty water base paints and coatings.

### GET INSPIRED!



 See instructional videos on the Modern Masters YouTube Channel

 Get creative ideas on our blog at ModernMastersCafe.com